

**HERO'S
PRIDE** ®



CUSTOM PATCH KIT




ARTISTRY IN CUSTOM PATCHES FOR MORE THAN 40 YEARS

Hero's Pride has been passionately designing and creating custom patches for law enforcement and public safety for more than 40 years.

Your dedicated expert will make it easy for you... We guarantee it!

CREATE A NEW PATCH

We turn your design into a professional patch you'll love. Design is free and you approve the final artwork.



INITIAL SKETCH



FINAL
DESIGN



ORIGINAL

OUR PATCH

REPRODUCE YOUR EXISTING PATCH

Not all patches are created equal. We take your patch to the next level with sharper lettering and vibrant coloring.

RUSH AVAILABLE...

8 day // 11 day

Standard Manufacturing - 19 days
SATISFACTION GUARANTEED

Patches as Easy as 1-2-3!

Give us the size, embroidery coverage and quantity, we take care of the rest!

TOP TIPS

We take patches to the next level

1. Always best to mail in sample patches or colors swatches if matching an existing item
2. Merrowed or Overlock borders are the most common edge for patches
3. Hot knife or laser cut edges are for intricate patch shapes and where sharp corners are desired
4. To create best contrast place dark lettering on a light-colored background, and vice versa
5. Lettering should be minimum of 3/16" tall in order to be legible
6. Outline around lettering can only be accomplished if lettering is 1/2" tall or larger
7. Only single color options available for twill backgrounds
8. Replace gradient/blended backgrounds with single color background, unless gradient covers a large area
9. Keeping small areas simplified, such as state seals and lettering around seals, will ensure best looking patches
10. If reducing patch design to fit on a cap, reduce or eliminate smallest details
11. Keep it simple, make the largest portion of your lettering the part that you want the public to recognize
12. Remember patches are seen on average from 5-15 feet away – avoid small elements

BORDERS

MERROWED BORDER: Merrow border style wraps around the patch to seal edges creating a finished piping effect.


HOT CUT EDGE BORDER: Laser or hot knife cut borders are used for intricate shapes to create perfectly defined edges.



MERROWED
BORDER



HOT CUT
EDGE BORDER



COMBINATION


LETTERING

Block style lettering works best for embroidered styles but Serif and Script fonts can be used if space allows. It's best to avoid a condensed font style as lettering will not be as sharp or legible.

Patch Size	Main Lettering	Other Important Lettering	Seal Lettering	Representational Lettering
3"	1/4"-5/16" Bold	3/16"-1/4" Bold	3/16"	1/8"
4"	5/16"-3/8" Bold	1/4" or more, Bold	3/16"	1/8"
5"	5/16"-1/2" Bold	1/4" or more, Bold	3/16"	1/8"



3/16" BLOCK - 5 PER INCH



5/16" SERIF - OUTLINED




1/8" BLOCK - 7 PER INCH



1/8" BLOCK - 11 PER INCH

STITCH STYLES

We will use a combination of Fill Stitches, Steil Stitches and Running Stitches to create vivid details of your patch.



FILL



STEIL STITCH



COMPLEX FILL



RUNNING STITCH

PATCH DESIGN »



"Pride in the Patch — It's what we do."

Dedicated patch experts take care of the details for you.
100% Customer Satisfaction Guarantee Artistry in Patches
for more than 40 years.

STYLING OPTIONS »



› TWILL

Economical: One of our most popular fabrications, twill patches are both cost-effective and versatile. Embroidered elements stand out against the smooth twill background of these sturdy and washable patches.

› 100% EMBROIDERED

Texture & Depth: Fully embroidered patches are a great option for high-contrast designs. The entire background of this patch is embroidered with a fill stitch available in a range of rich color options.



› SUBLIMATION w/ EMBROIDERY

Photo Realistic: Special dyes bond to fabric molecules offering detailed patches that are near photographic quality.



› PVC

Durable: These rubberized patches have a unique industrial and three dimensional look. For a bold patch that makes a statement and weathers the elements, we suggest a PVC fabrication.



› PRINTED

Perfect For Armor Carrier or MOLLE Vests: Printed patches provide fine details and realistic depictions of your designs. You can expect your printed patch to look very much like the photo it is created after.



CUSTOM PATCH »

FOR NEW OR EXISTING PATCHES

Photocopy this page to use for your design sketch and patch quote request details.

1. Patch Size: w: _____ h: _____

2. Patch Quantity: _____

3. Patch Background: ☐ 100% Embroidery
☐ Twill (cloth)

Custom Patch Free Quote

Submit your example to email: reseller@herospride.com, or fill out the custom patch form online at HEROSPRIDE.com

Not all patches are created equal —
 Let Hero's Pride™ quote reproducing your existing patch and you'll experience 20%-40% savings and better design quality.

Need more help in designing your patch? Visit our Customer Center online at HEROSPRIDE.com

DESIGNING A NEW PATCH?

Sketch your patch here or anywhere and include with quote request Trace an outline from next page or draw your own indicate colors: *Background, Border, all Lettering, and all Details.* ([SEE COLOR CHART](#))

	0"	1"	2"	3"	4"	5"
0"						
1"						
2"						
3"						
4"						
5"						